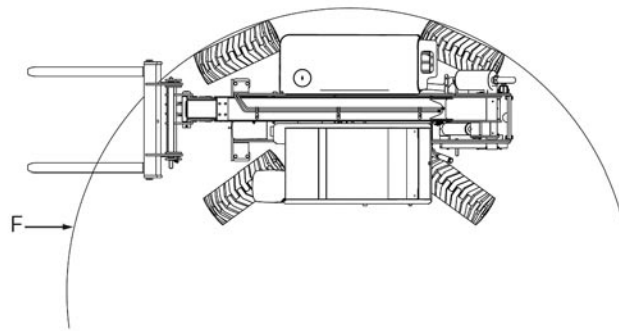
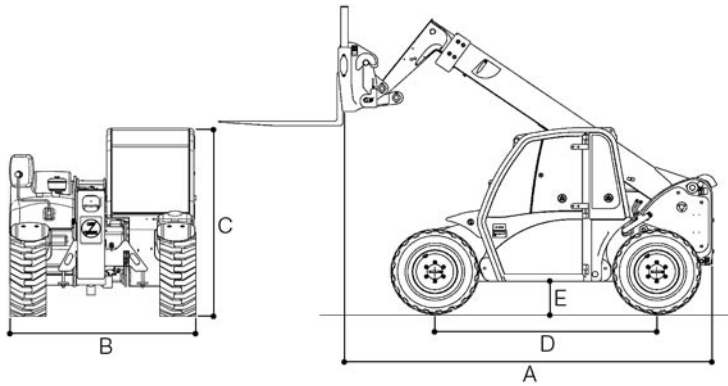
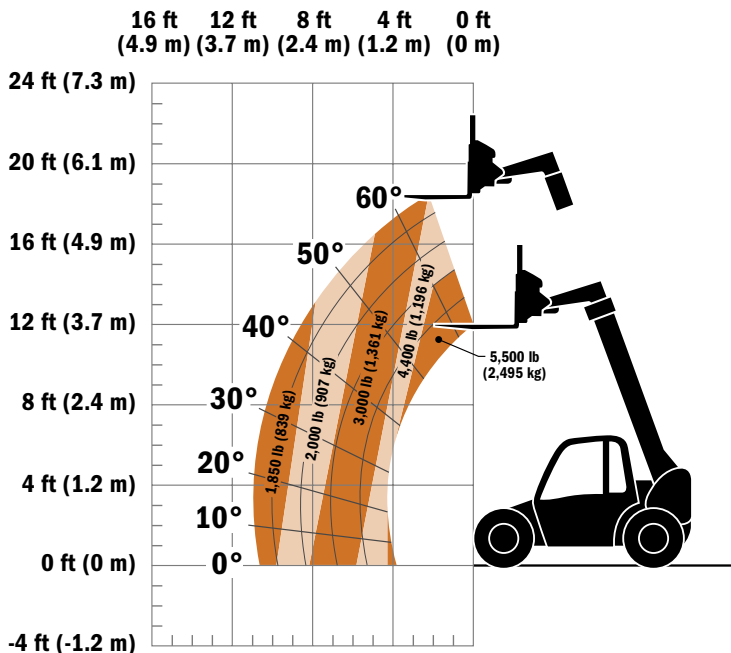


Model G5-18A TELEHANDLER



Dimensions

| | |
|---------------------------|-------------------|
| A. Length (less forks) | 144.2 in. (3.7 m) |
| B. Width | 71.5 in. (1.8 m) |
| C. Height | 75.6 in. (1.9 m) |
| D. Wheelbase | 90.0 in. (2.3 m) |
| E. Ground Clearance | 10.8 in. (274 mm) |
| F. Outside Turning Radius | 126.0 in. (3.2 m) |



Note: This is a preliminary chart.

Due to continuous product improvements, JLG Industries reserves the right to make specification and/or equipment changes without prior notification. This machine meets or exceeds ASME B56.6-2005 as originally manufactured for intended applications.

Form No.: G5-18A-1007
Part No.: 3132221
Printed in USA

IMPORTANT

Rated lift capacities shown are with machine equipped with carriage and pallet forks. The machine must be level on a firm surface with undamaged, properly inflated tires. Machine specifications and stability are based on rated lift capacities at specific boom angles and boom lengths. (If specifications are critical, the proposed application should be discussed with your dealer.)

DO NOT exceed rated lift capacity loads, as unstable and dangerous machine conditions will result.

DO NOT tip the machine forward to determine the allowable load.

Use only JLG approved attachments with proper material handler model/attachment load capacity charts displayed in the operator's cab. OSHA requires all rough terrain forklift operators be trained according to OSHA 29 CFR 1910.178 (1).



JLG Industries, Inc.

1 JLG Drive
McConnellsburg, PA 17233-9533
Telephone 717-485-5161
Toll-free in US 877-JLG-LIFT
Fax 717-485-6417

www.jlg.com

An Oshkosh Truck Corporation Company